


How to make a Chatterbox

Step 1.



Fold the square from corner 1 to number 3, unfold and fold from corner 2 to corner 4.

Step 2.


Lay the chatterbox out flat, with the corners and numbers face down.

Step 3.



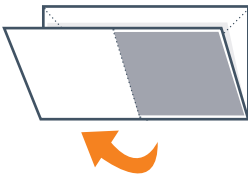
Fold each corner into the centre point of the paper, which will form a square.

Step 4.




With the number side face down, fold each corner in to the centre point of the square.

Step 5.



Fold the chatterbox in half so the numbers are on the outside.

Step 6.



It's now ready to play!

How to play

- Player 1 asks: "Pick a number". Player 2 picks a number between 1 and 4, and Player 1 counts the number out while opening and closing the chatterbox.
- Player 1 asks: "Pick a hazard". Player 2 picks a hazard, and Player 1 spells out the hazard while opening and closing the chatterbox.
- Player 2 picks a hazard and Player 1 opens the flap to reveal a question or quiz.
- Swap Players and repeat as many times as desired.